

MI Open Horse Show
Championships

FALL FINALE

Final show of the Fall Saddle Series

September 21-23, 2018

Ingham Co. Fairgrounds, Mason, MI



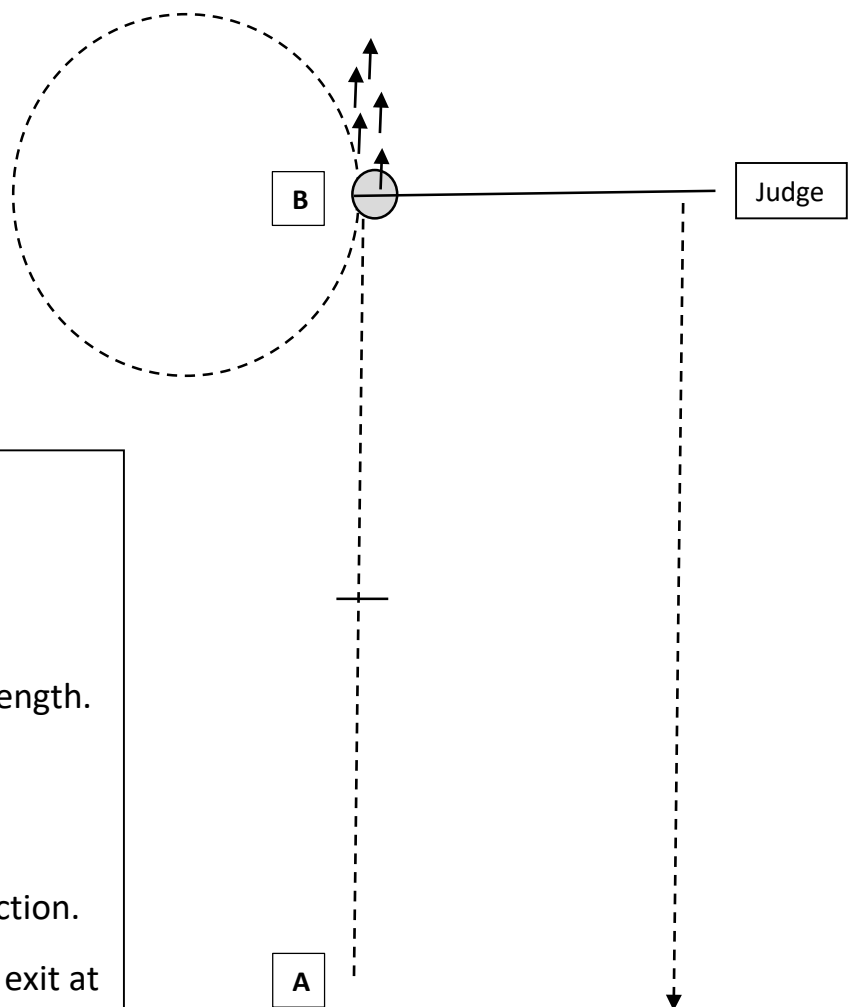
2018
Pattern
Book



SHOWMANSHIP

Sweepstakes

Class: 1



Be ready at A.

Trot half way to B. Halt.

Trot to B and halt.

Execute a $\frac{1}{2}$ turn and back a horse length.

Trot a circle around B right.

At B halt and execute a $\frac{3}{4}$ turn.

Walk to the Judge and set for inspection.

Once excused execute a $\frac{1}{4}$ turn and exit at a trot.

GOOD LUCK!

SHOWMANSHIP

LEADLINE and PEE WEE

Classes: 2-3

Be ready at A.


Walk to B. Halt.

At B halt and execute a 1/4 turn.

Walk to the Judge and set for inspection.

Once excused execute a 1/4 turn and exit at a walk.

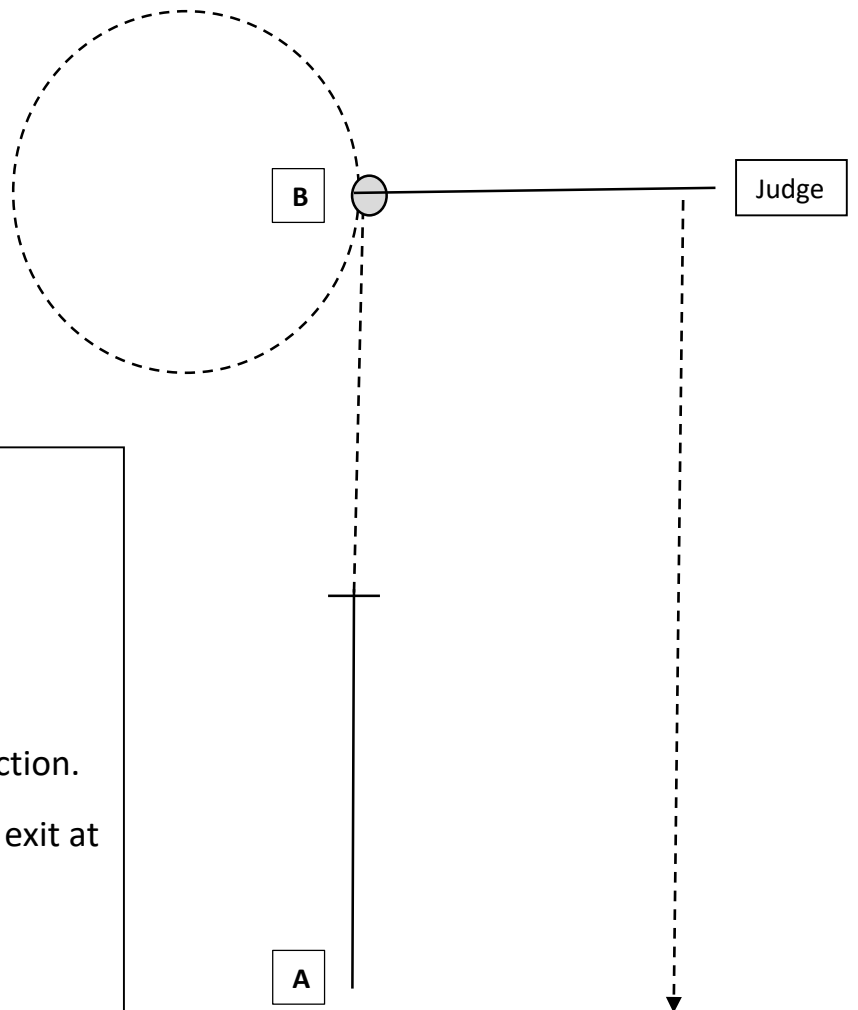
GOOD LUCK!



SHOWMANSHIP

WALK TROT, NON-STOCK, 13 & UNDER

Classes: 4-7



Be ready at A.

Walk half way to B. Halt.

Trot to B and circle around B left.

At B halt and execute a 1/4 turn.

Walk to the Judge and set for inspection.

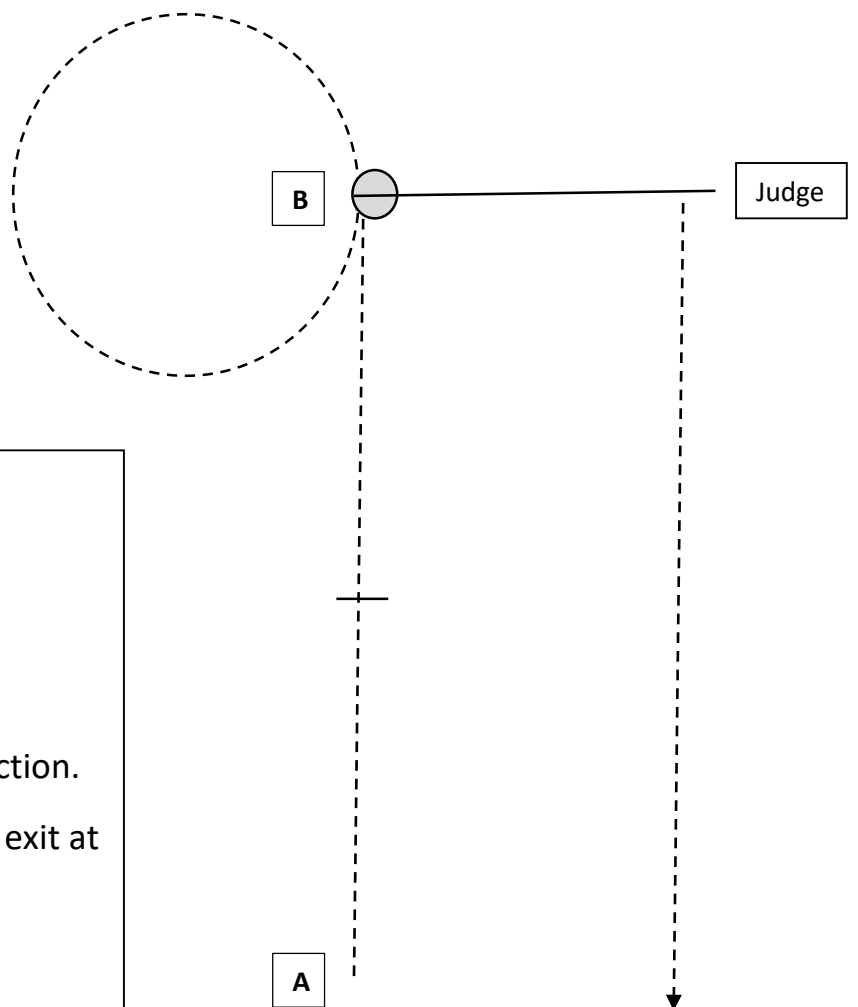
Once excused execute a 1/4 turn and exit at a trot.

GOOD LUCK!

SHOWMANSHIP

14-18, 19-26, 27-36, 37-48, 49 & Over

Classes: 8-12



Be ready at A.

Trot half way to B. Halt.

Trot to B and circle around B left.

At B halt and execute a $1 \frac{1}{4}$ turn.

Walk to the Judge and set for inspection.

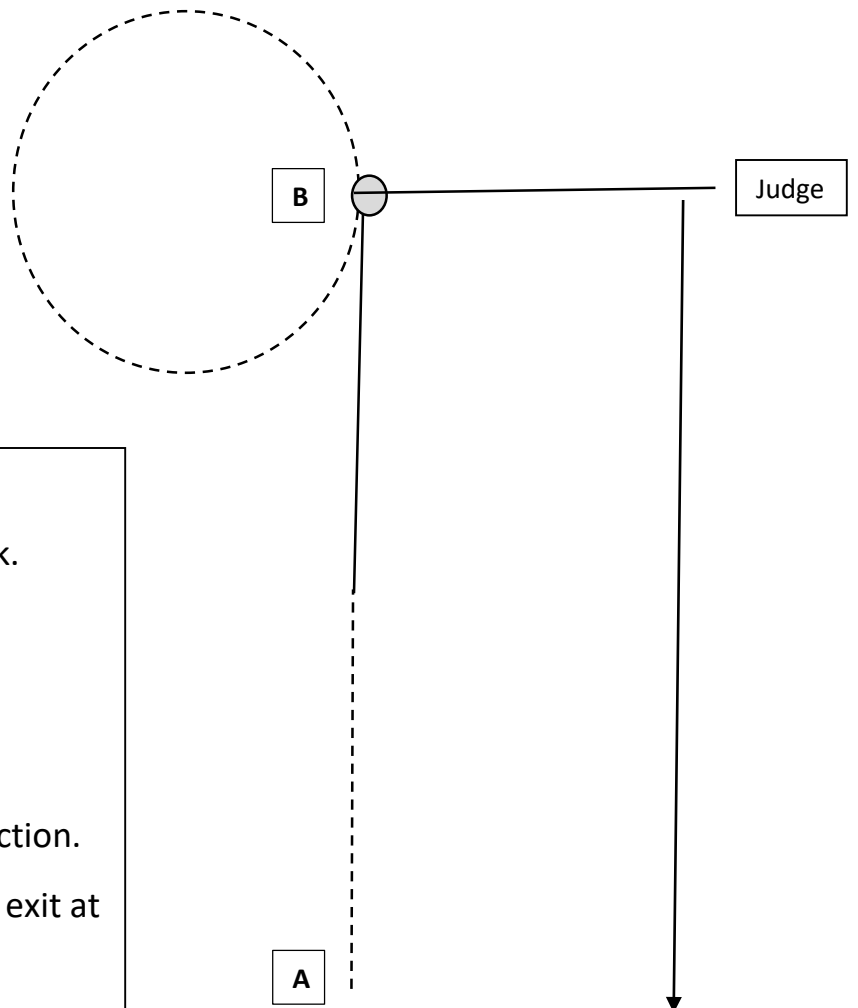
Once excused execute a $\frac{1}{4}$ turn and exit at a trot.

GOOD LUCK!

SHOWMANSHIP

Hands Free

Class: 13



Be ready at A.

Trot half way to B and break to walk.

At B Halt. Execute a $\frac{1}{2}$ turn.

Trot a circle around B to the right.

At B halt and execute a $\frac{1}{4}$ pull turn.

Walk to the Judge and set for inspection.

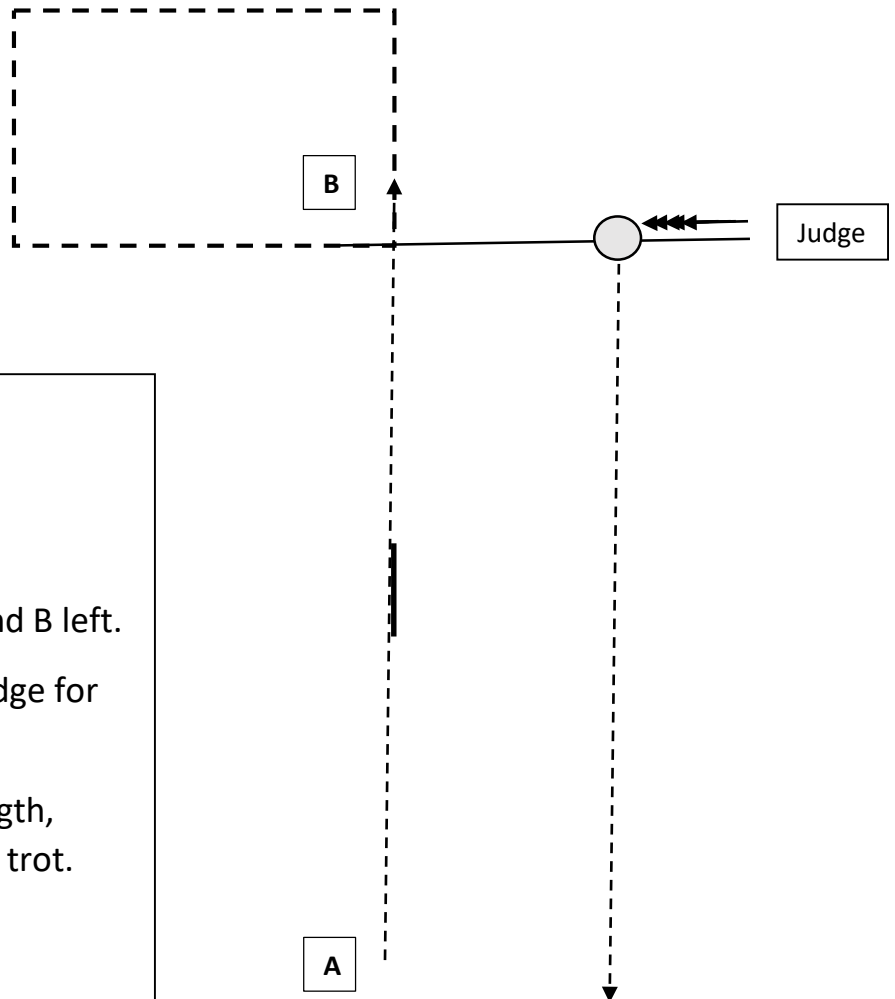
Once excused execute a $\frac{1}{4}$ turn and exit at a walk.

GOOD LUCK!

SHOWMANSHIP

Championship

Classes: 14



Be ready at A.

Trot half way to B.

Walk 4 steps.

Trot to B and trot rectangle around B left.

At B break to walk and walk to judge for inspection.

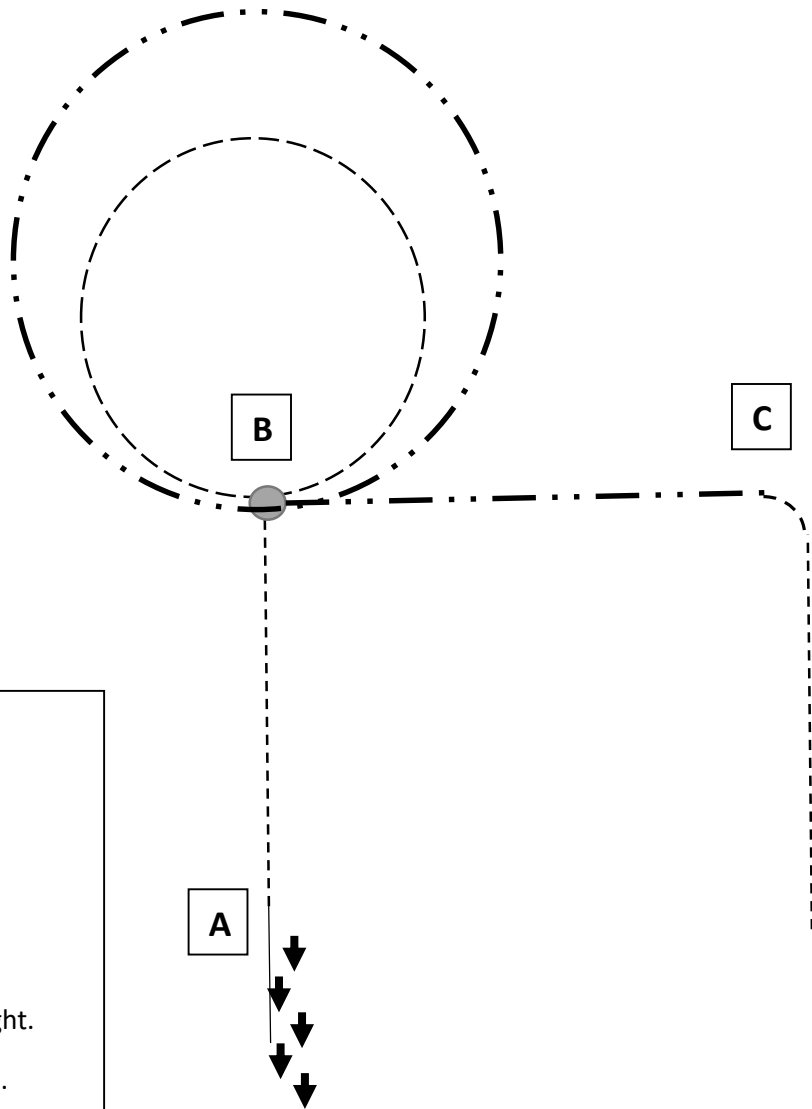
Once excused back one horse length, execute a $1\frac{1}{4}$ turn and exit at the trot.

GOOD LUCK!

Western Horsemanship

Sweepstakes

Classes: 30



Be ready at A

Back a horse length

Walk to A

Jog to B and halt

Execute a $\frac{3}{4}$ turn right

Extend the jog in a circle to the right.

At B halt and execute a $\frac{1}{2}$ turn left.

Lope a circle to the left around B

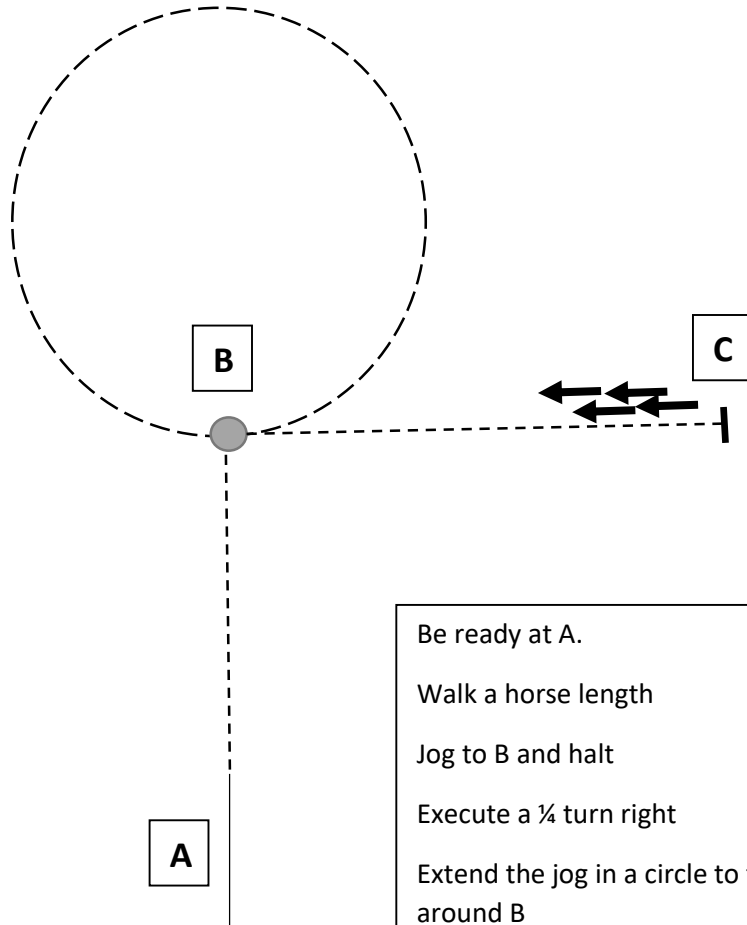
At B execute a lead change and lope right lead to C.

At C turn right breaking to a jog and exit.

Western Horsemanship

Walk Trot

Classes: 31-32



Be ready at A.

Walk a horse length

Jog to B and halt

Execute a $\frac{1}{4}$ turn right

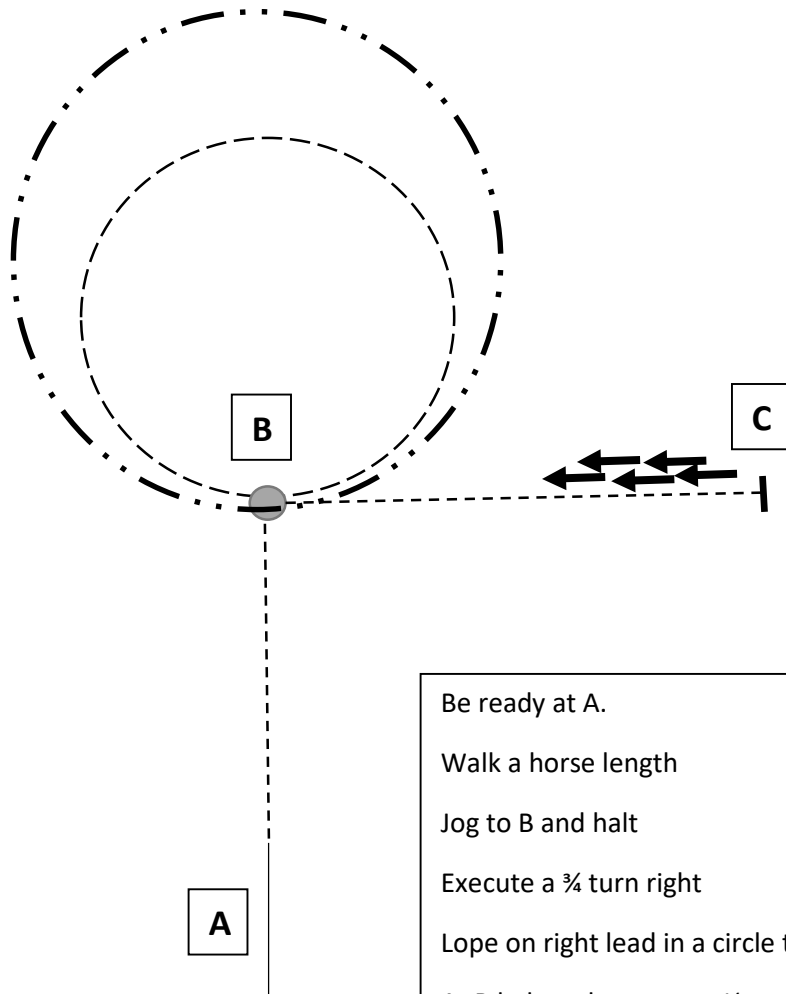
Extend the jog in a circle to the left around B

At B return to normal jog

At C halt and back 4 steps

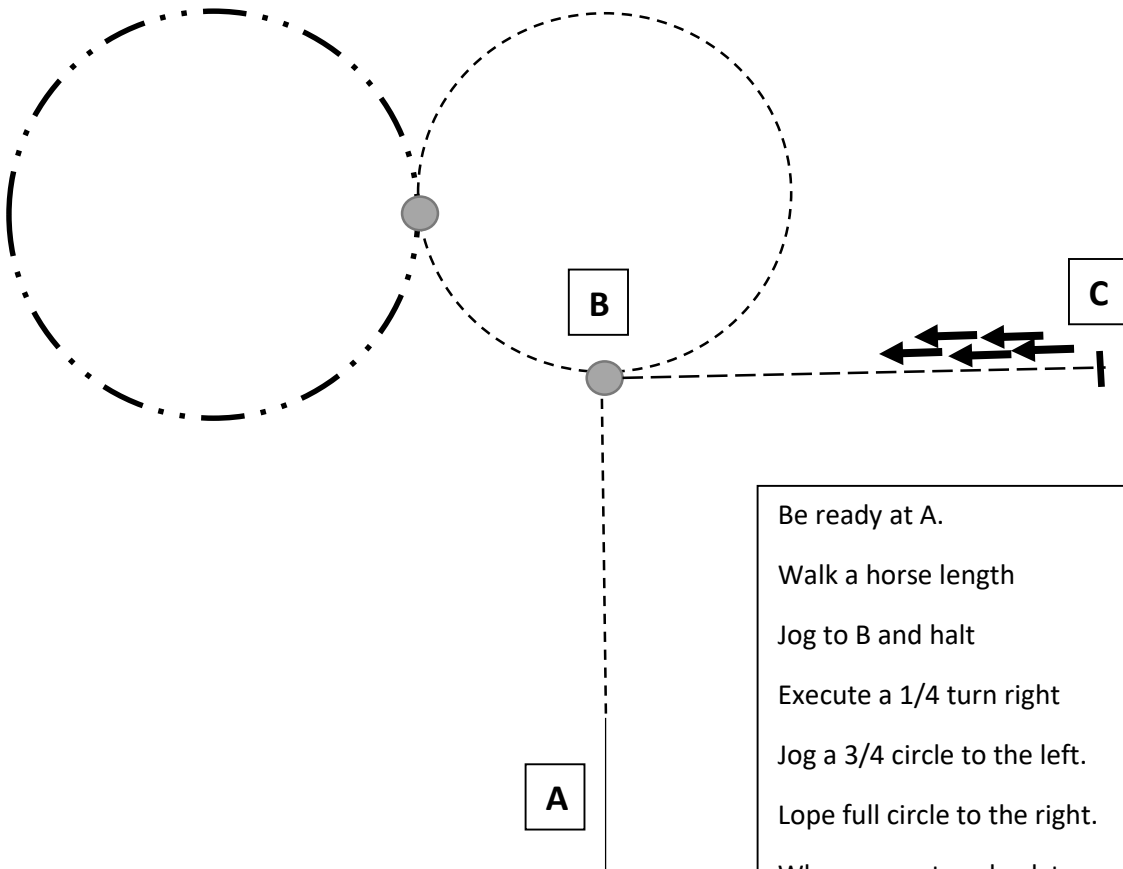
Exit at a walk.

Western Horsemanship
Non-Stock and Age Divisions
Classes: 33-39



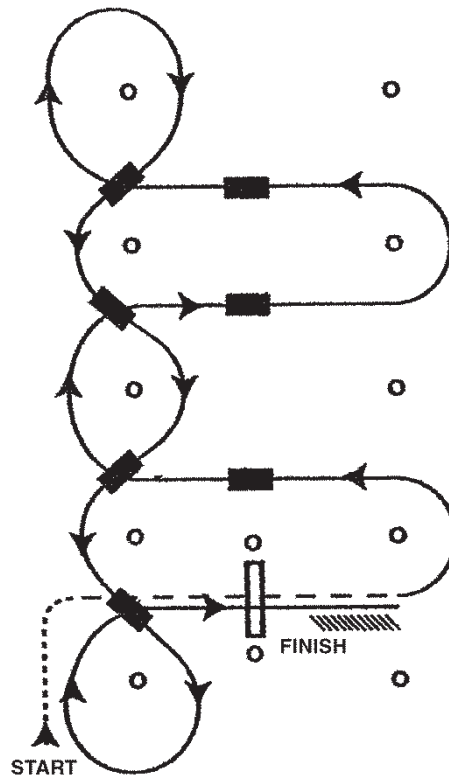
- Be ready at A.
- Walk a horse length
- Jog to B and halt
- Execute a $\frac{3}{4}$ turn right
- Lope on right lead in a circle to the right.
- At B halt and execute a $\frac{1}{2}$ turn left.
- Extend the jog in a circle to the left around B
- At B return to normal jog
- At C halt and back a horse length.


Western Horsemanship
Championship
Class: 40



Be ready at A.
Walk a horse length
Jog to B and halt
Execute a 1/4 turn right
Jog a 3/4 circle to the left.
Lope full circle to the right.
When you return back to center point
halt and execute a full turn left.
Extend the jog in a 1/4 circle to the left
around B and straight to C.
At C halt and back a horse length.
Exit at a jog.

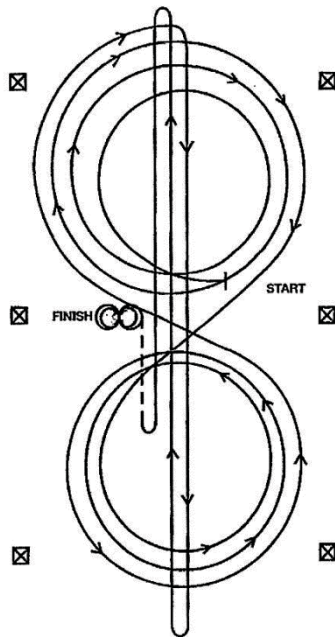
English/Western Riding
Class: 62



Walk..... Marker ○
 Jog——— Recommended changing area ■■
 Lope = = = Log 
 Back \\\\\\\\\\\

1. Walk, transition to jog, jog over log.
2. Transition to left lead.
3. First crossing change.
4. Second crossing change.
5. Third crossing change.
6. Circle and first line change.
7. Second line change.
8. Third line change.
9. Fourth line change and circle.
10. Lope over log.
11. Lope, stop and back.

Reining
Class: 63

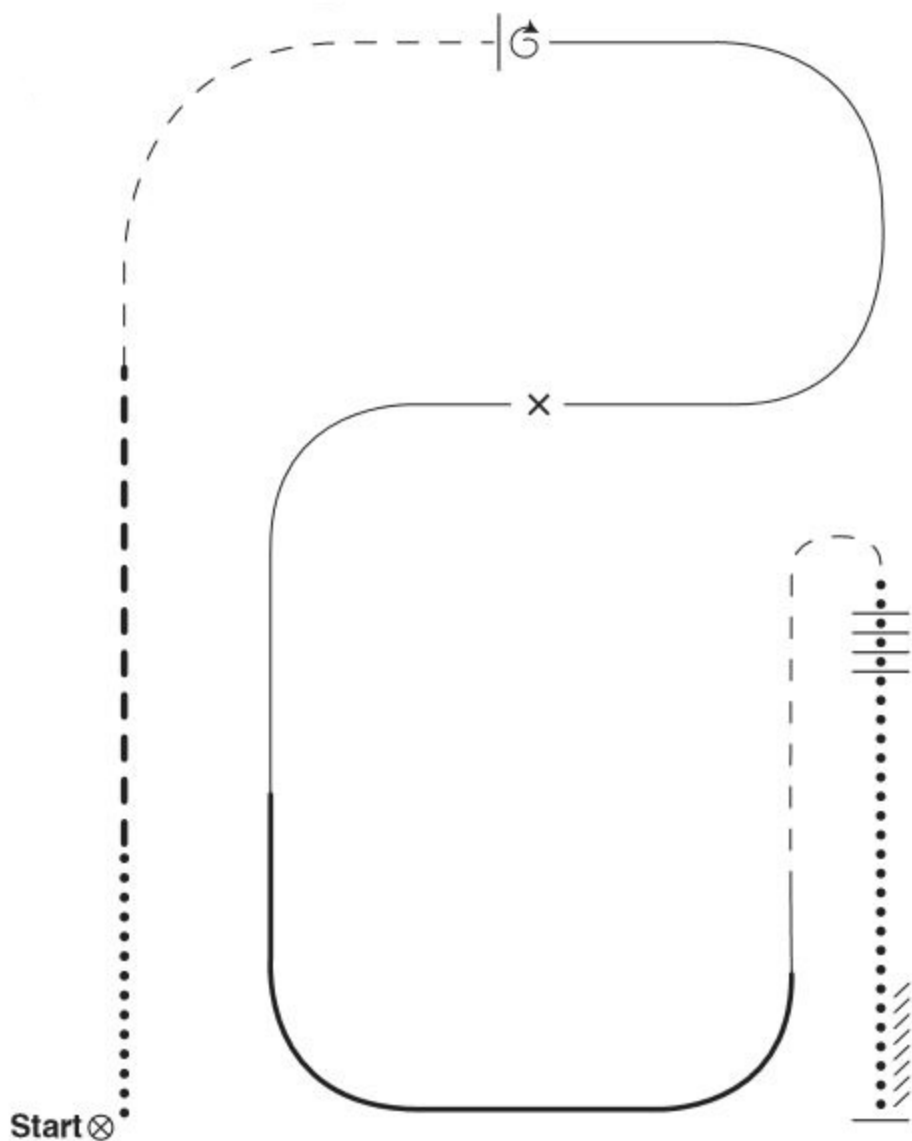


Horses may walk or trot to the center of arena.
Horses must walk or stop prior to starting pattern.
Beginning at the center of the arena facing the left
wall or fence.

1. Beginning on the right lead, complete three circles to the right: the first circle small and slow; the next two circles large and fast. Change leads at the center of the arena.
 2. Complete three circles to the left: the first small and slow; the next two circles large and fast. Change leads at the center of the arena.
 3. Continue around previous circle to the right. At top of the circle, run down the middle to the far end of the arena past the end marker and do a right rollback – no hesitation.
 4. Run up the middle to the opposite end of the arena past the end marker and do a left rollback – no hesitation.
 5. Run past the center marker and do a sliding stop. Back up to the center of the arena or at least ten feet. Hesitate
 6. Complete two spins to the right. Hesitate
 7. Complete two spins to the left. Hesitate to demonstrate the completion of the pattern.
-

Ranch Riding

Class 65

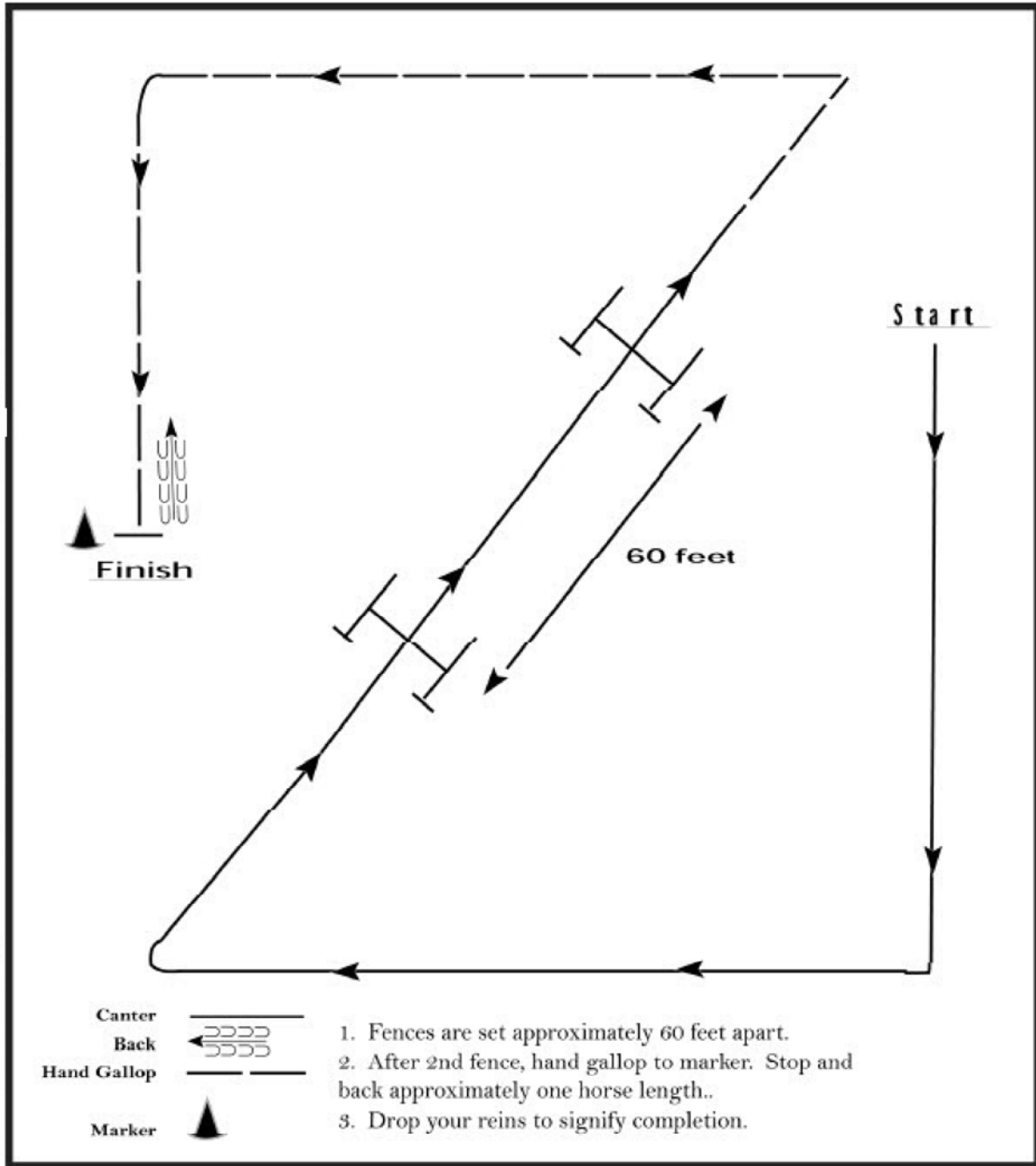


1. Walk
2. Extended trot
3. Trot
4. Stop, 360 right
5. Lope right lead
6. Change leads
7. Lope left lead
8. Extended lope, collect
9. Trot
10. Walk over logs
11. Walk
12. Stop and back

Note: The drawn description of this pattern is only intended for the general depictions of the pattern. Contestants should utilize the arena space to best exhibit their horses.

Hunter Hack

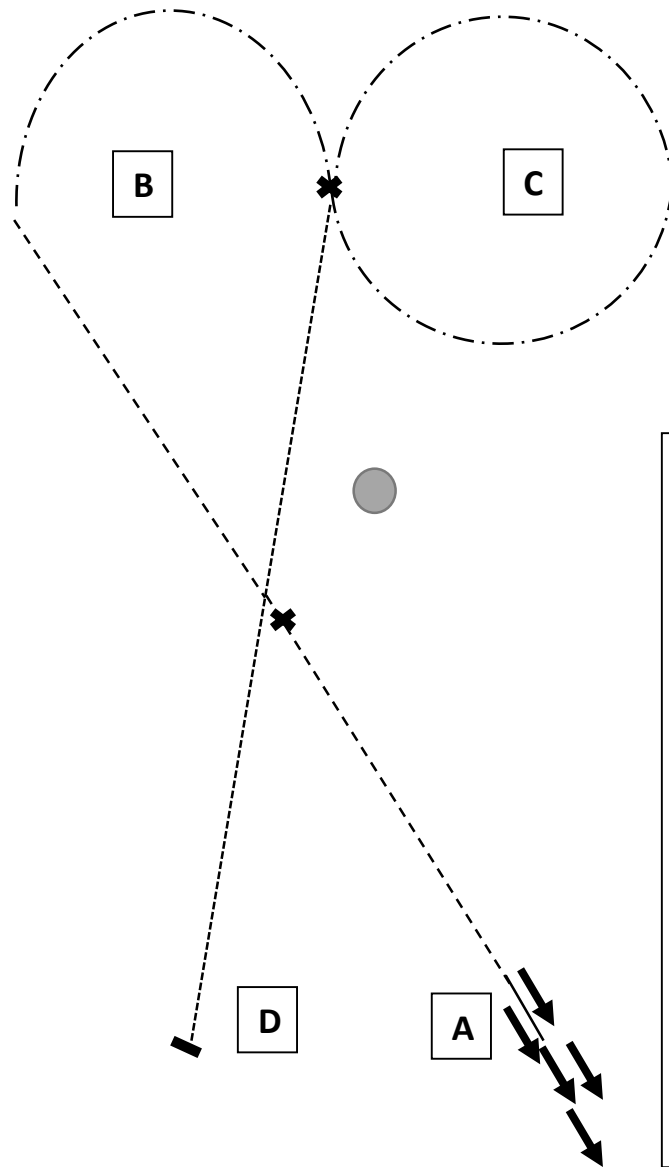
Class: 91



English Equitation

Sweepstakes

Class: 80



Be ready at A

Back one horse length and walk to A

Posting trot right diagonal to half way point and show change of diagonal.

Canter right lead to and around B

Between B and C execute lead change.

Canter left lead in a circle around C.

At center point break to sitting trot toward D.

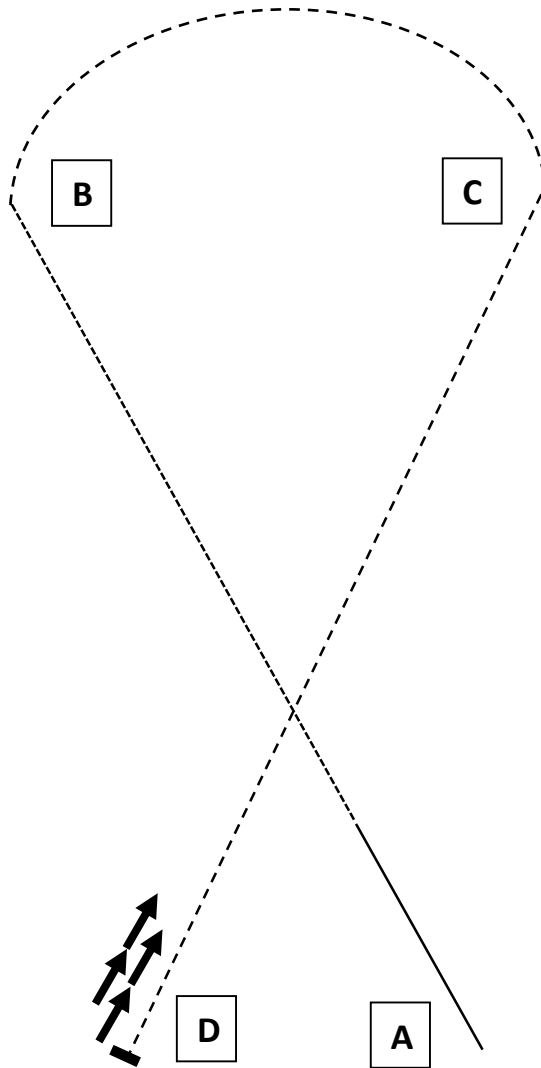
At D, halt.

Exit at walk.

English Equitation

Walk Trot

Classes: 81-82



Be ready at A

Walk on horse length

Sitting trot to B

At B posting trot left diagonal and
half circle right to C

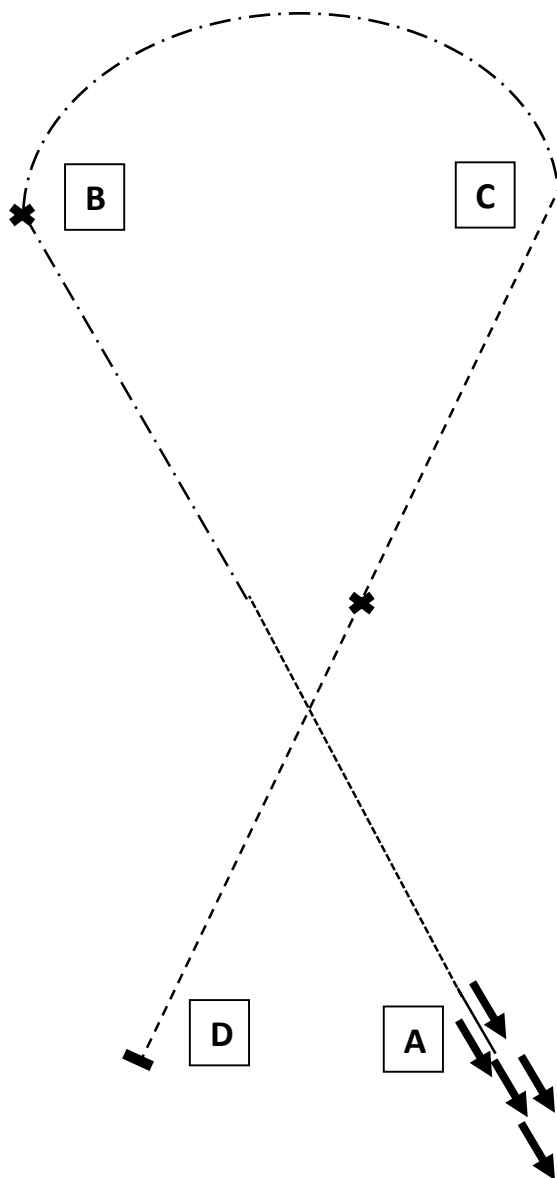
At C change diagonals and trot to D

Halt and back 4 steps.

English Equitation

Non-Stock and Age Divisions

Classes: 83-89



Be ready at A

Back one horse length and walk to A

Sitting trot half way to B

Canter left lead the rest of the way to B

At B execute a simple lead change and
canter right lead and half circle right to
C

At C posting trot left diagonal toward D

At half way point show change of
diagonal and trot on right diagonal to
D.

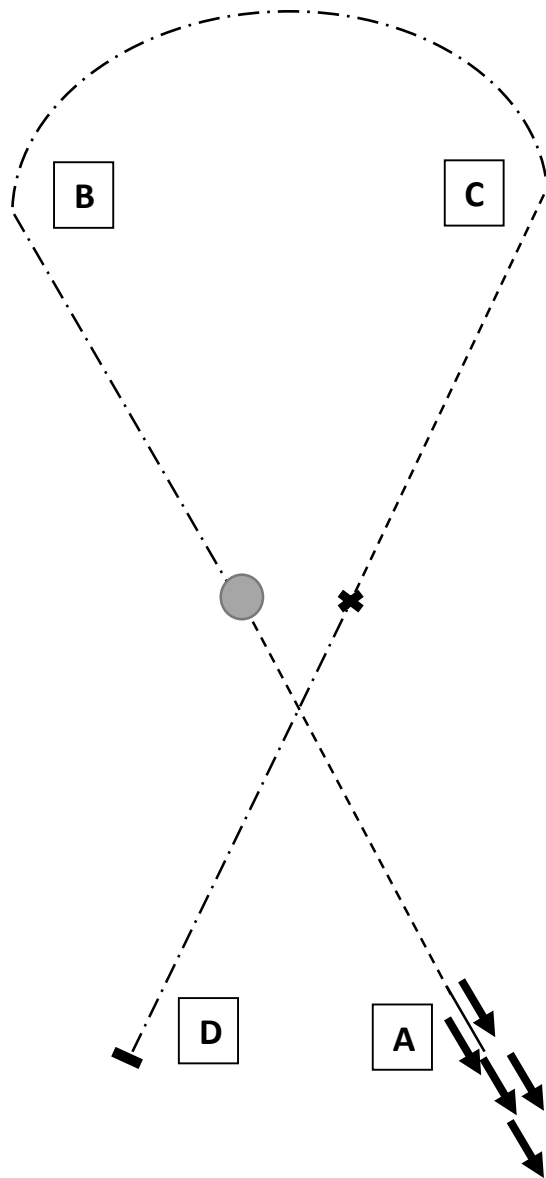
Halt.

Exit at a sitting trot.

English Equitation

Championship

Class: 90



Be ready at A

Back one horse length and walk to A
Posting trot right diagonal to half way
point and halt.

Execute a full turn on forehand to the
left.

Canter right lead to and around B to C.

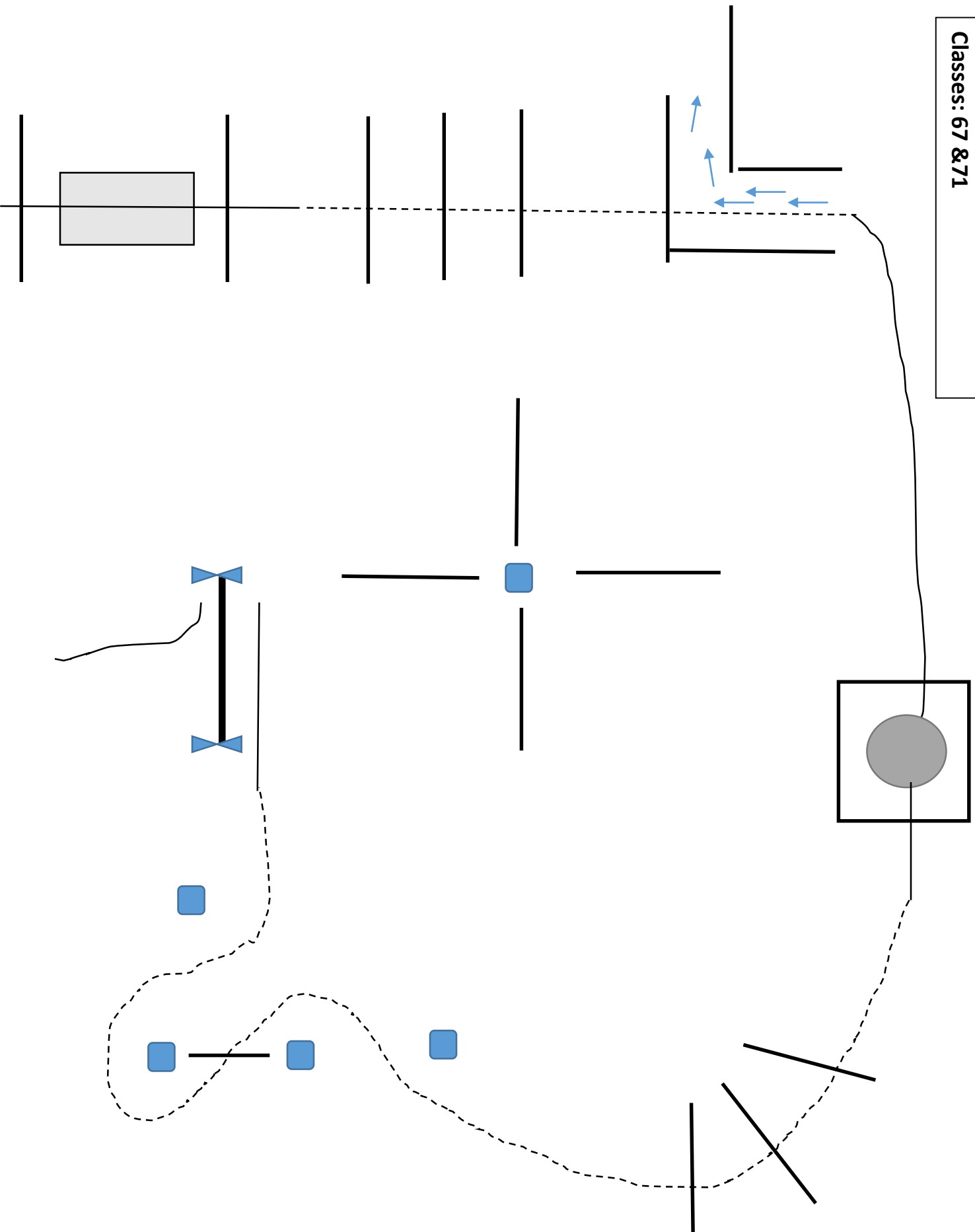
At C sitting trot toward D.

At halfway point canter left lead to D.

At D, halt.

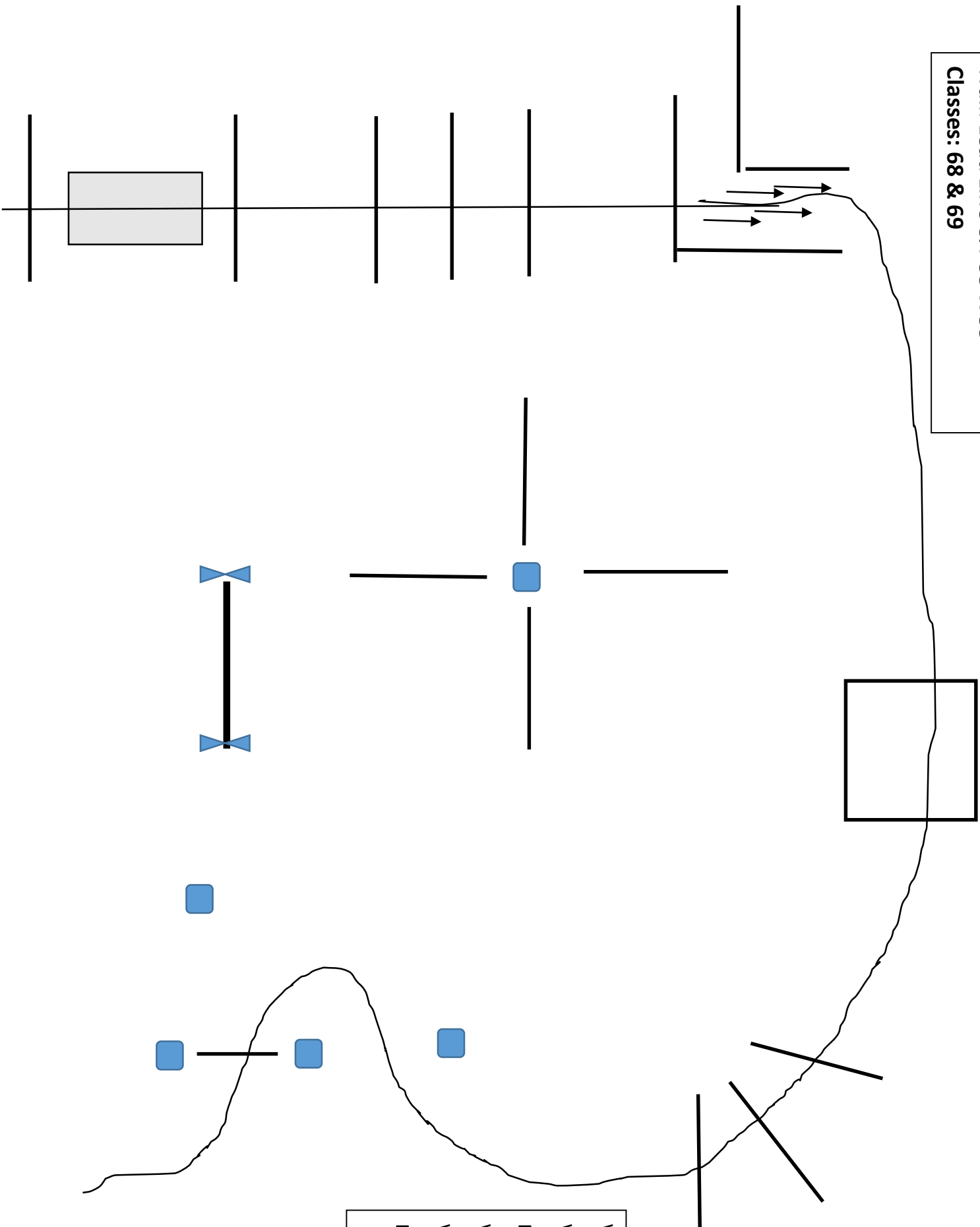
Exit at a sitting trot.

Trail: In Hand and WT 13 & Over
Classes: 67 & 71



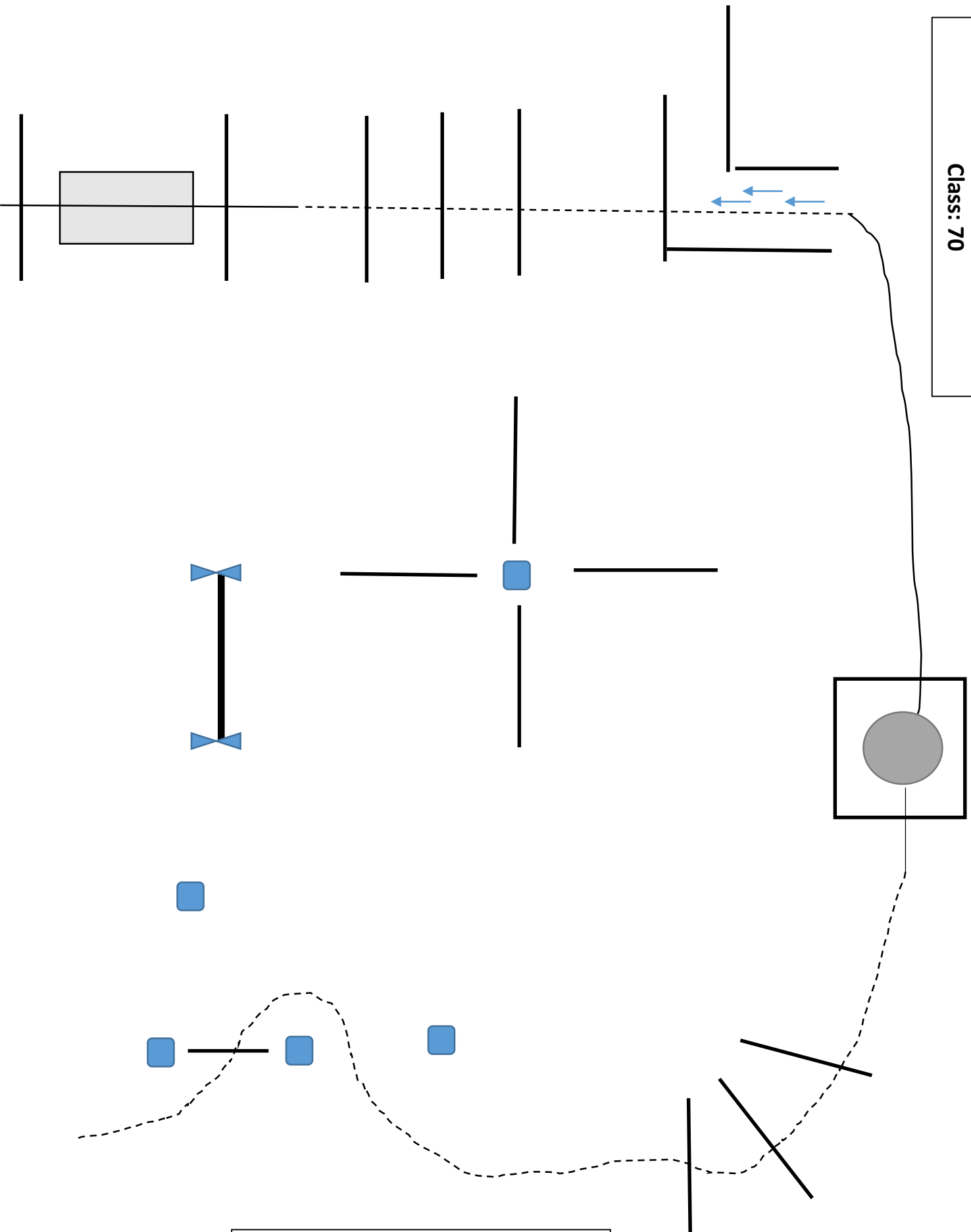
- Walk over pole and bridge.
- Pick up trot and trot over poles into chute.
- Back L Chute
- Walk out of chute and into box.
- Perform a full turn right
- Walk out of box and pick up trot. Trot over poles and through cones as shown.
- Walk to gate and work left handed.
- Exit at a walk

Trail: Lead Line & Pee Wee
Classes: 68 & 69



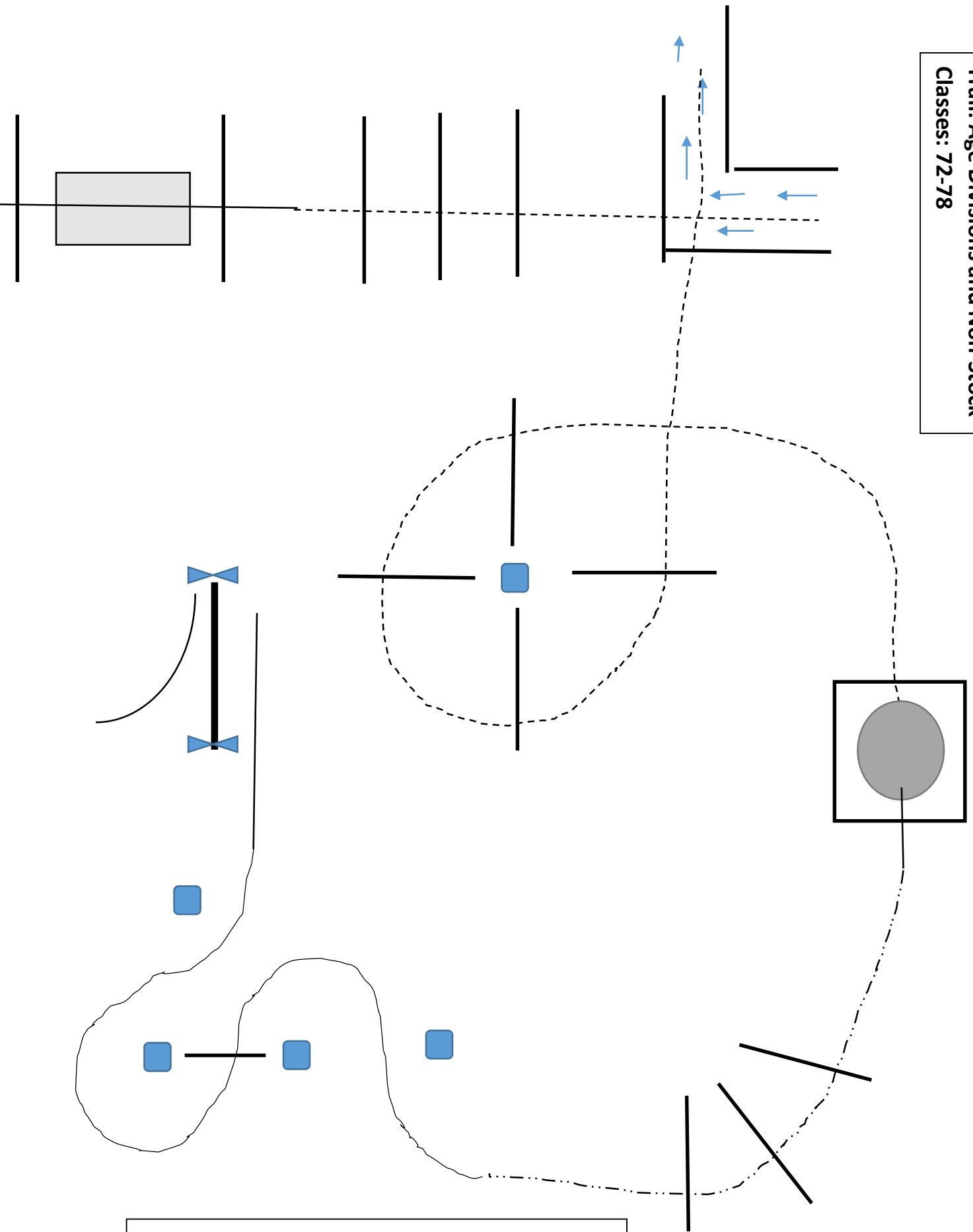
Walk through cones and over poles as shown.
Walk through box and into chute.
Back 4- 6 steps in chute.
Walk out of chute and over poles.
Walk over bridge and pole.
Exit at a walk

Trail: WT 12 & Under
Class: 70

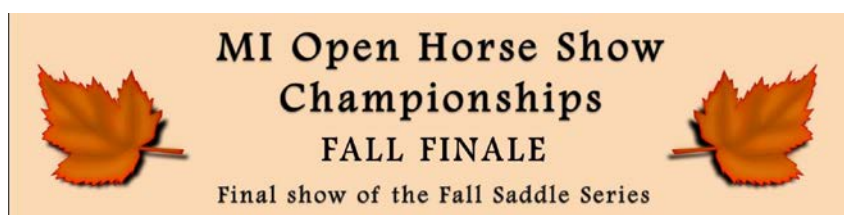


Walk over pole and bridge.
Pick up trot and trot over poles into chute.
Back straight chute
Walk out of chute and into box.
Perform a full turn right
Walk out of box and pick up trot. Trot over poles and through cones as shown and break to walk.
Exit at a walk

Trail: Age Divisions and Non-Stock
Classes: 72-78



- Walk over poles and bridge.
- Trot poles and into chute.
- Back L
- Trot out of chute and complete pin wheel as shown.
- Trot into box.
- Perform full turn to the right.
- Walk out of box and pick up right lead lope.
- Lope over poles.
- Break to jog and jog cones as shown.
- Break to walk before gate.
- Work gate left handed.
- Exit at a walk.



**MI Open Horse Show
Championships
FALL FINALE**
Final show of the Fall Saddle Series

September 21-23, 2018 Ingham County Fairgrounds

Friday, 12:00 pm Main Arena

1. Showmanship Sweepstakes \$
2. Lead line Showmanship
3. Pee Wee Walk Showmanship
4. W/T 12 & Under Showmanship
5. W/T 13 & Over Showmanship
6. Non-Stock Showmanship
7. 13 & Under Showmanship
8. 14 – 18 Showmanship
9. 19 – 26 Showmanship
10. 27-36 Showmanship
11. 37-48 Showmanship
12. 49 & Over Showmanship
13. Hands Free Showmanship
- 14. Showmanship Championship**
15. Color Class
16. 2 & Under Halter
17. Youth Halter-Horses all ages/types
18. Pony/ Mini Halter
19. Stock Mares Halter
20. Stock Geldings/Stallions Halter
21. Non Stock Type Halter
22. Super Sr. Halter-Horses 15 & Over
- 23. Halter Championship**

Friday 6:00pm Main Arena

24. *Jackpot* Pole Bending \$100 Added
25. 18 & Under Pole Bending
26. *Jackpot* Barrels \$100 ADDED
27. 18 & Under Barrels
- 28. Nicholas Risher Memorial Down & Back 50/50 Payback!!!**

Saturday, 8:00 am Main Arena

29. Lunge Line 2 & Under
30. Horsemanship Sweepstakes \$
31. W/T 12 & Under Horsemanship#
32. W/T 13 & Over Horsemanship#
33. Non-Stock Western Horsemanship
34. 13 & Under Western Horsemanship
35. 14 – 18 Western Horsemanship
36. 19 – 26 Western Horsemanship
37. 27-36 Western Horsemanship
38. 37-48 Western Horsemanship
39. 49 & Over Western Horsemanship

40. West. Horsemanship Championship

41. W/T Bareback Equitation#
42. Bareback Equitation-18 & Under
43. Bareback Equitation-19 & Over
- BREAK**
44. Lead line Equitation
45. Pee Wee Walk Equitation
46. Pee Wee Walk Pleasure
47. Western Discipline Rail 18 & Under
48. Western Discipline Rail 19 & Over
49. Western Pleasure Sweepstakes \$
50. W/T 12 & Under Western Pleasure#
51. W/T 13 & Over Western Pleasure#
52. Non-Stock Western Pleasure
53. 13 & Under Western Pleasure
54. 14 – 18 Western Pleasure
55. 19 – 26 Western Pleasure
56. 27-36 Western Pleasure
57. 37-48 Western Pleasure
58. 49 & Over Western Pleasure
- 59. Western Pleasure Championship**
- 60. Nicholas Risher Memorial Walk Trot Egg & Spoon 50/50 Payback!!!**
- 61. Nicholas Risher Memorial WTL Egg & Spoon 50/50 Payback!!!**
62. Eng./Western Riding ^
63. Reining
64. Ranch Pleasure
65. Ranch Riding (pattern)
66. Ranch Conformation (Must enter at least one class 63-65)

Saturday, 8:30 am Arena B

67. In-Hand Trail Jr. Horse* @@
68. Lead line Trail @@
69. Pee Wee Walk Trail @@
70. W/T 12 & Under Trail @@
71. W/T 13 & Over Trail @@
72. Non-Stock Trail @@
73. 13 & Under Trail @@
74. 14 – 18 Trail @@
75. 19 – 26 Trail @@
76. 27-36 Trail @@
77. 37-48 Trail @@
78. 49 & Over Trail

(Championship Trail-based on score)

Sunday, 8:00 am Main Arena

79. *Hunter/Sport Horse In-Hand*
80. English Equitation Sweepstakes \$
81. W/T 12 & Under English Equitation#
82. W/T 13 & Over English Equitation#
83. Non-Stock English Equitation
84. 13 & Under English Equitation
85. 14 – 18 English Equitation
86. 19 – 26 English Equitation
87. 27-36 English Equitation
88. 37-48 English Equitation
89. 49 & Over English Equitation
- 90. English Equitation Championship**
- BREAK**
91. Hunter Hack-OPEN (18")
92. Versatility Sweepstakes \$ (English 50-50/ Western50-50 /Down & Back)
93. English Discipline Rail 18 & Under
94. English Discipline Rail 19 & Over
95. English Pleasure Sweepstakes \$
96. W/T 12 & Under English Pleasure#
97. W/T 13 & Over English Pleasure#
98. Non-Stock English Pleasure
99. 13 & Under English Pleasure
100. 14 – 18 English Pleasure
101. 19 – 26 English Pleasure
102. 27-36 English Pleasure
103. 37-48 English Pleasure
104. 49 & Over English Pleasure
- 105. Walk/Trot Championship (#)**
- 106. English Pleasure Championship**

Sunday, 8:00 am Infield Arena

107. USEF Training Level Test 1
108. USEF Training Level Test 2
109. USDF Intro Test A
110. USDF Intro Test B
111. WDAA Basic Level Test 1
112. WDAA Basic Level Test 2
113. WDAA Intro Level Test 1
114. WDAA Intro Level Test 3

*Dressage entries must be received by
Wednesday, September 19th.*