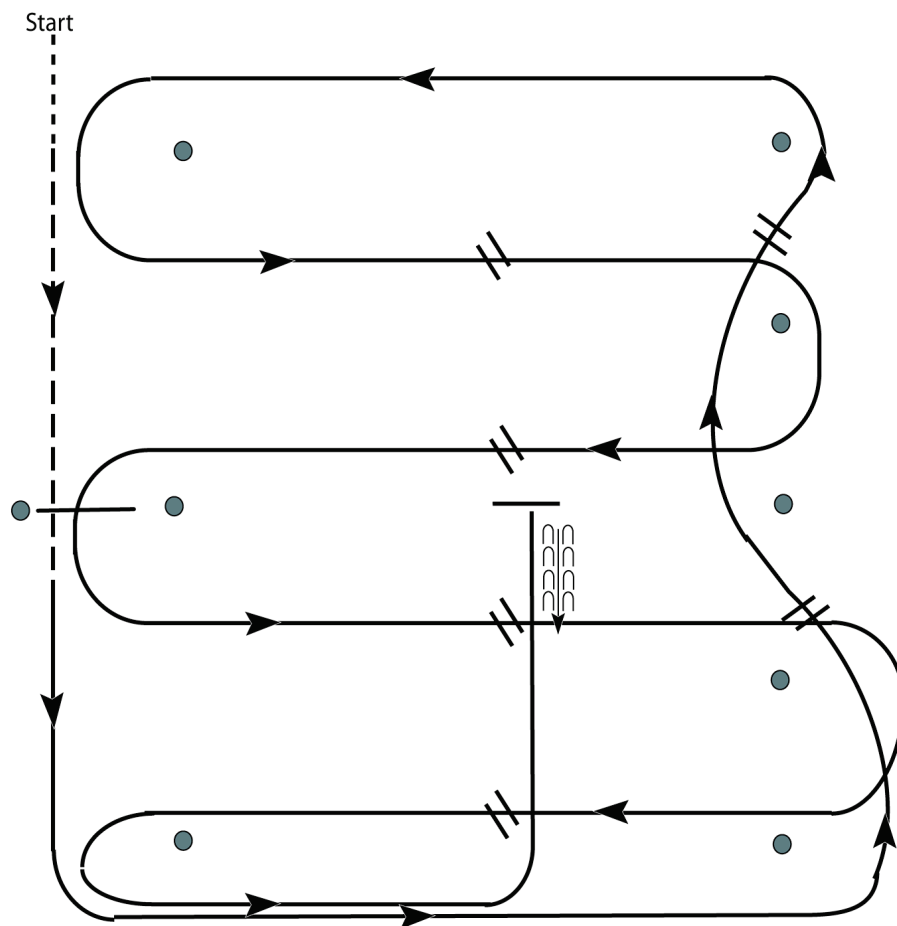


Western Riding (Western Riding)

Show Date:

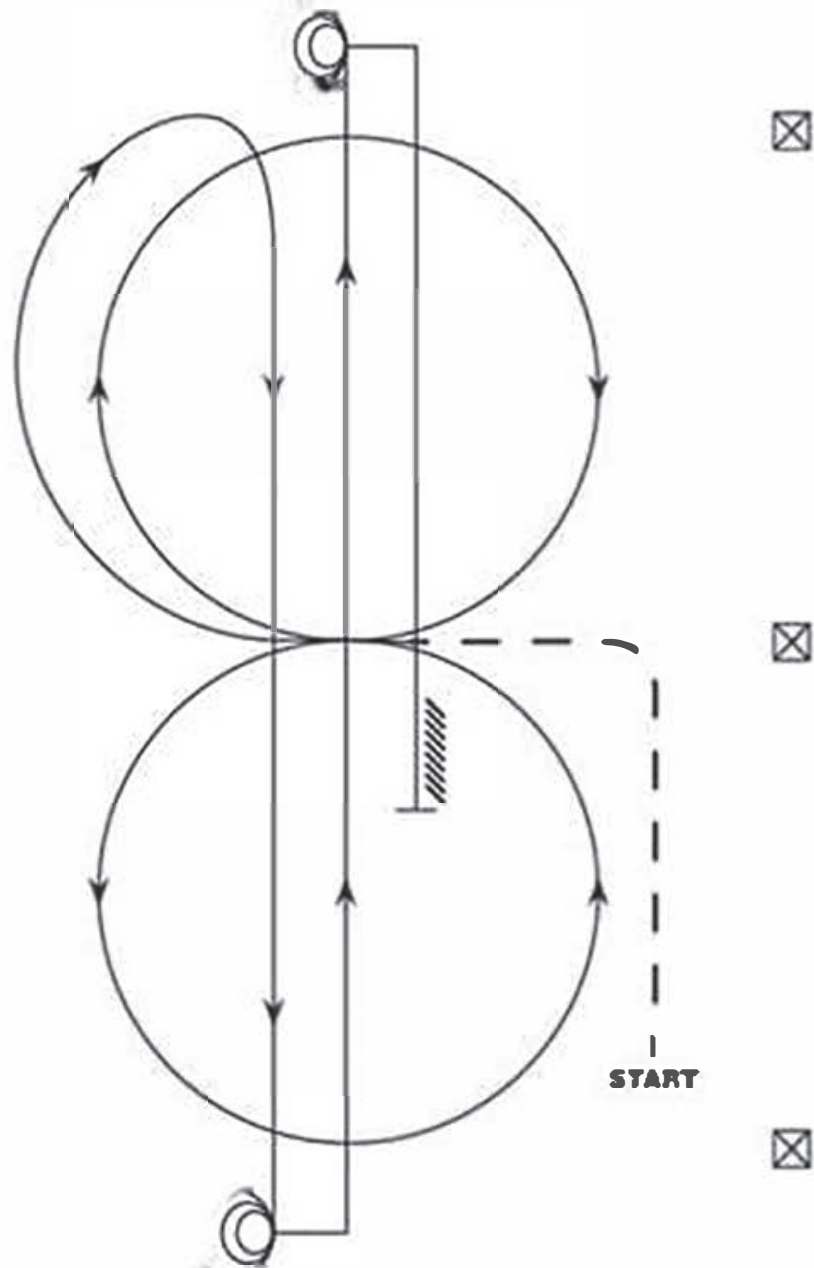


1. Walk at least 15' & jog over log.
2. Transition to left lead and lope around end.
3. First line change.
4. Second line change. Lope around end of arena
5. First crossing change.
6. Second crossing change.
7. Lope over log.
8. Third crossing change.
9. Fourth crossing change.
10. Lope up the center, stop and back.

[WR/GP-1]

Pattern Provided by:

Reining

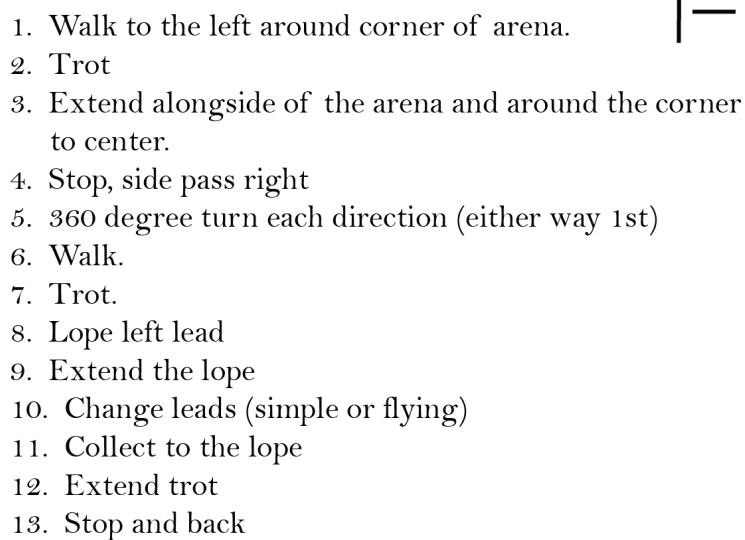


Trot to center of arena and stop or walk before departure. Start pattern facing the judge.

1. Beginning on the right lead, lope one circle to the right. Change leads at center of arena.
2. Complete one circle to the left. Change leads at center of arena.
3. Begin a circle to the right, but do not close this circle. Run down center of arena, past the end marker, and do a sliding stop.
4. Complete 2 ½ spins to the right.
5. Run up to other end of arena, past the end marker, do a sliding stop.
6. Complete 2 ½ spins to the left.
7. Run past the center marker and do a sliding stop. Back at least 10 feet. Hesitate to show completion of pattern.

www.HorseShowPatterns.com

www.HorseShowPatterns.com



[RR/3]

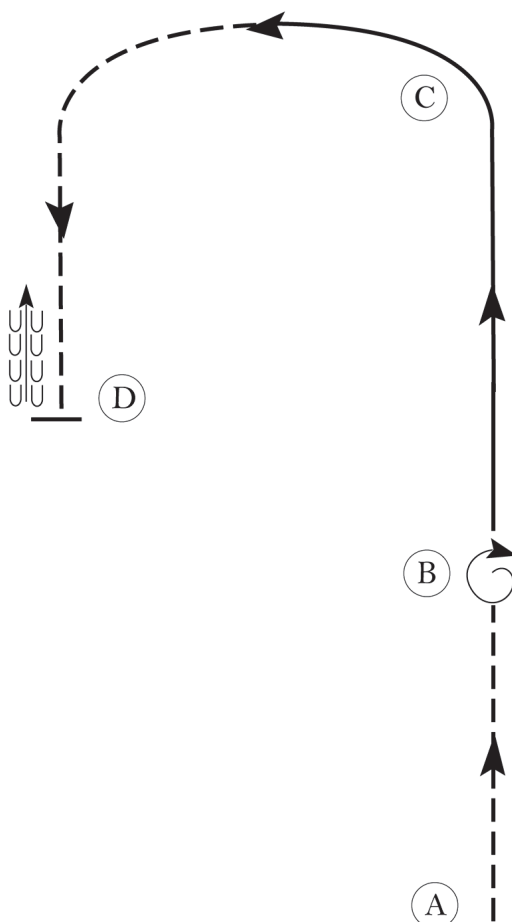
©2025 HorseShowPatterns.com. All Rights Reserved.

Sweepstakes Equitation (Equitation Sweepstakes)

Show Date:

www.HorseShowPatterns.com

www.HorseShowPatterns.com



Be ready at A.

1. Posting trot on the left diagonal from A to B.
2. Stop at B and turn on the forehand 360 degrees to the right.
3. At B, canter on the right lead.
4. At the top of the arc, transition to the posting trot to D.
5. Stop and back approximately one horse length at D.

Exit at a sitting trot.

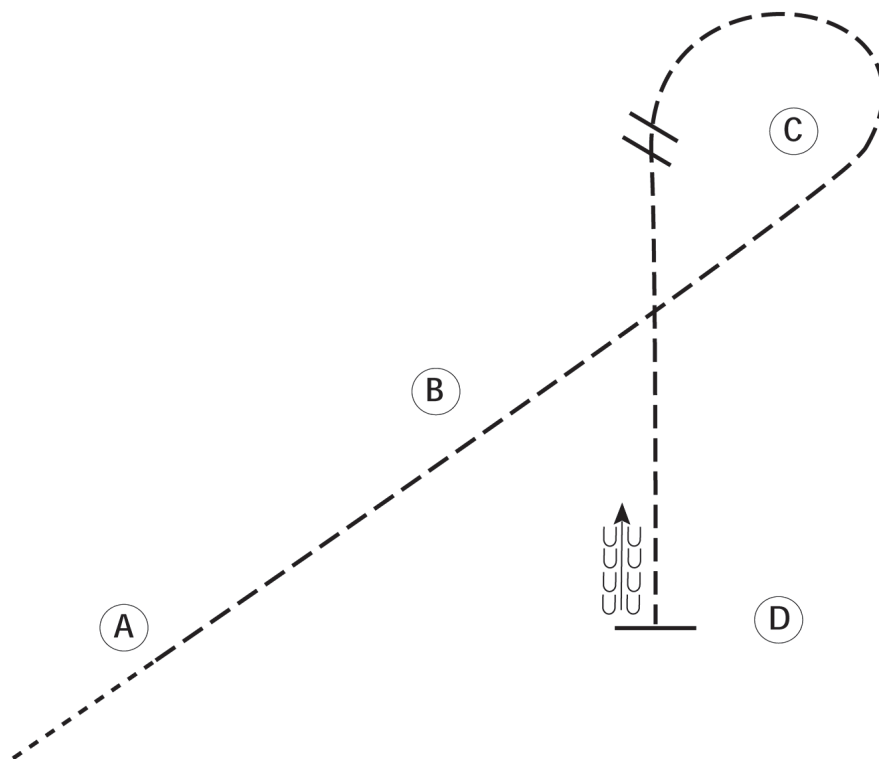
Walk	-----
Trot	- - - - -
Extended Trot	— — — — —
Canter	— — — — —
Leg Yield	
Lead Change	— — — — —
Back	← ← ← ← ←
Marker	(B)
Sidepass	← — — — —
Hand Gallop	— — — — —

[HSE/2-22]

Pattern Provided by:

Hunt Seat Equitation (Equitation WT 13-25/26 & Over)

Show Date:



Be ready before A.

1. Walk to A.
2. Sitting trot to B.
3. Posting trot on the right diagonal to and around C.
4. At C, change diagonals.
5. Posting trot on the left diagonal to D.
6. Stop at D. Back approximately one horse length.
7. Follow the instructions of your ring steward.

Walk	-----
Trot	- - - - -
Extended Trot	— — — — —
Canter	— — — — —
Leg Yield	
Lead Change	— — — — —
Back	← ← ← ← ←
Marker	(B)
Sidepass	← — — — — →
Hand Gallop	— — — — —

[HSE/WT-14]

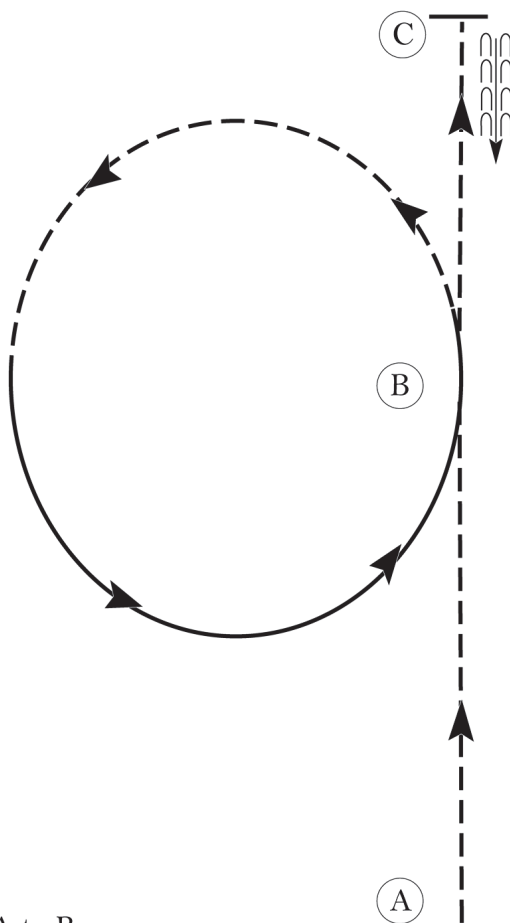
Pattern Provided by:

Hunt Seat Equitation (Equitation-All Age Divisions)

Show Date:

www.HorseShowPatterns.com

www.HorseShowPatterns.com



1. Sitting trot A to B
2. At B posting trot a half circle to the left on the right diagonal.
3. Canter on the left lead back to B.
4. Sitting trot to C.
5. Stop at C and back approximately one horse length.

Exit at a sitting trot.

Walk	-----
Trot	- - - - -
Extended Trot	— — — — —
Canter	— — — — —
Leg Yield	
Lead Change	— — — — —
Back	← ← ← ← ←
Marker	ⓑ
Sidepass	← — — — — →
Hand Gallop	— — — — —

[HSE/1-21]

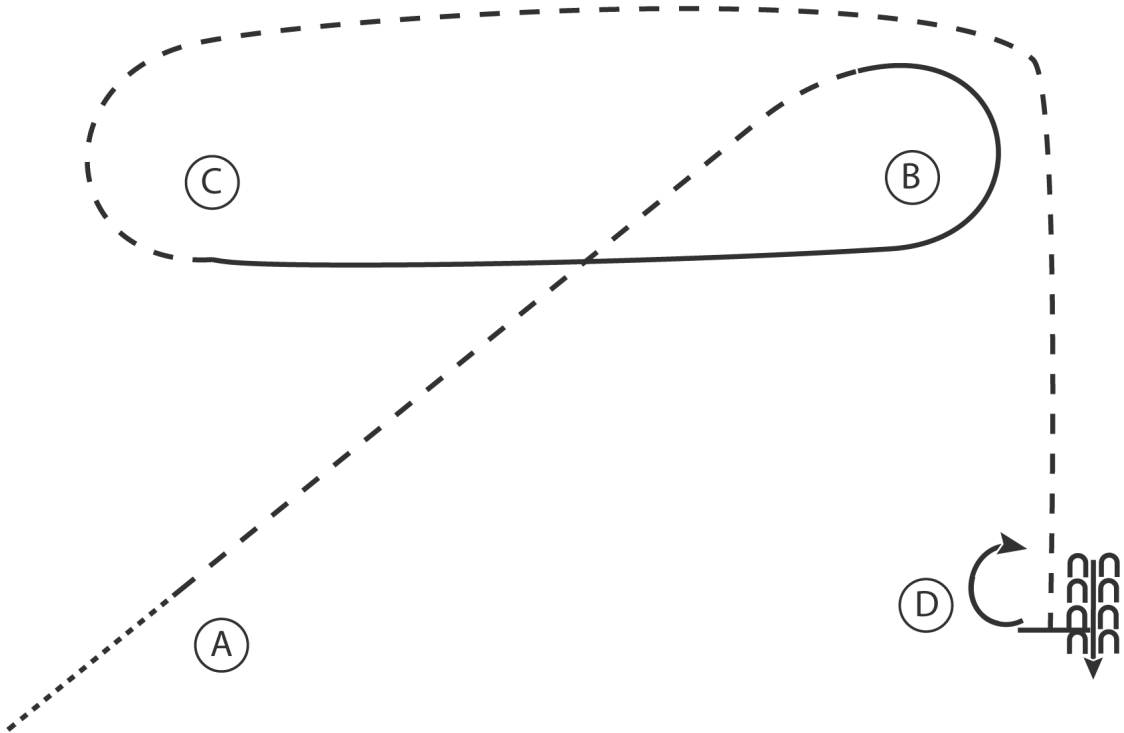
Pattern Provided by:

Hunt Seat Equitation (Equitation Championship)

Show Date:

www.HorseShowPatterns.com

www.HorseShowPatterns.com



1. Walk to A
2. Sitting trot to B
3. At B canter on the right lead around B to C
4. At C posting trot around C and B to D
5. At D stop and perform a 180 degree turn to the right on the hindquarters
6. Back 4 steps

Walk
Trot	-----
Extended Trot	———
Canter	————
Leg Yield	
Lead Change	///
Back	CC
Marker	(B)
Sidepass	←

[HSE/2-10]

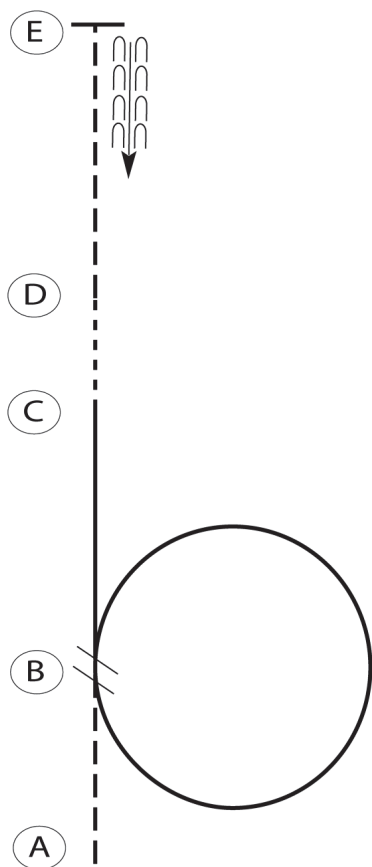
Pattern Provided by:

Western Horsemanship (Western Horsemanship Sweepstakes)

Show Date:

www.HorseShowPatterns.com

www.HorseShowPatterns.com



Be ready at A.

1. Jog from A to B.
2. Lope a circle to the right on the right lead.
3. Change leads at B.
4. Lope on the left lead to C.
5. Walk from C to D.
6. Jog from D to E.
7. Stop at E and back one horse length.

Retire to the rail or line up at a jog.

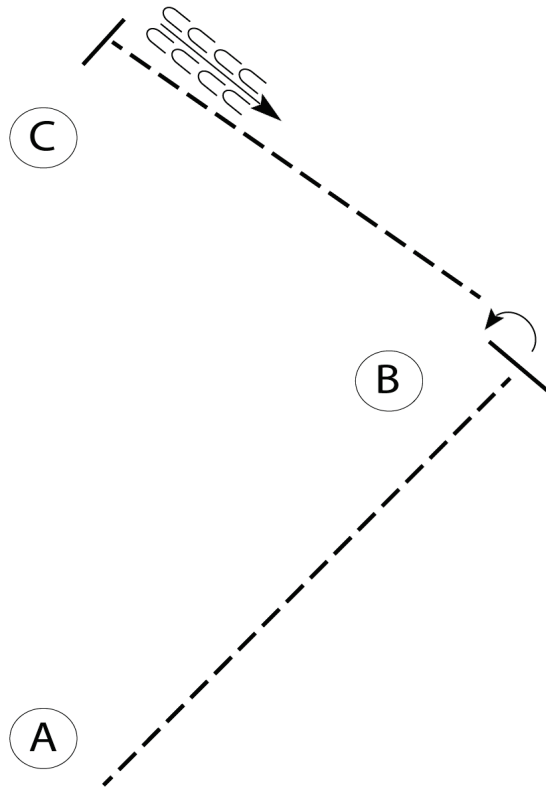
Walk	-----
Jog	-----
Extended Jog	-----
Lope	-----
Leg Yield	
Lead Change	-----
Back	←←←←←
Marker	(B)
Sidepass	←-----→

[WH/2-22]

Pattern Provided by:

Western Horsemanship (WT 13-25/26 & Over)

Show Date:



Be ready at A.

1. Jog A to B.
2. At B, stop and perform a 90 degree turn to the left.
3. Extend the jog from B to C.
4. Stop at C and back 4 step

Follow the instructions of your ring steward.

Walk	-----
Jog	-----
Extended Jog	-----
Lope	-----
Lead Change	
Back	
Marker	(B)

[WH/WT-8]

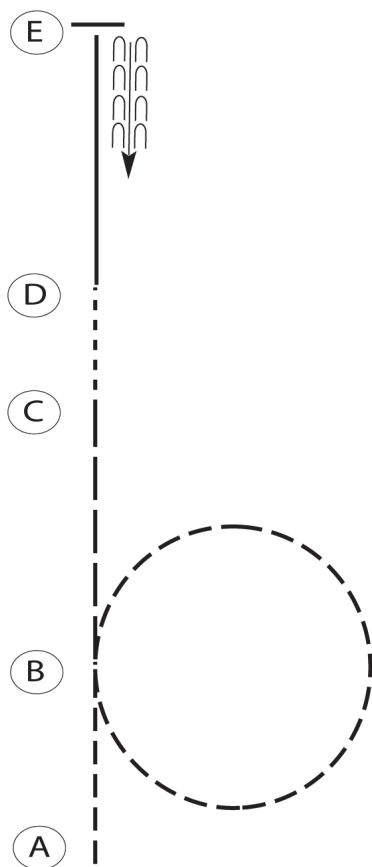
Pattern Provided by:

Western Horsemanship (Western Horsemanship All Age Divisions)

Show Date:

www.HorseShowPatterns.com

www.HorseShowPatterns.com



Be ready at A.

1. Jog from A to B.
2. Jog a circle to the right at B.
3. Extend the jog to C.
4. Walk from C to D.
5. Lope on the right lead to E.
6. Stop at E and back one horse length

Retire to the rail or line up at a jog.

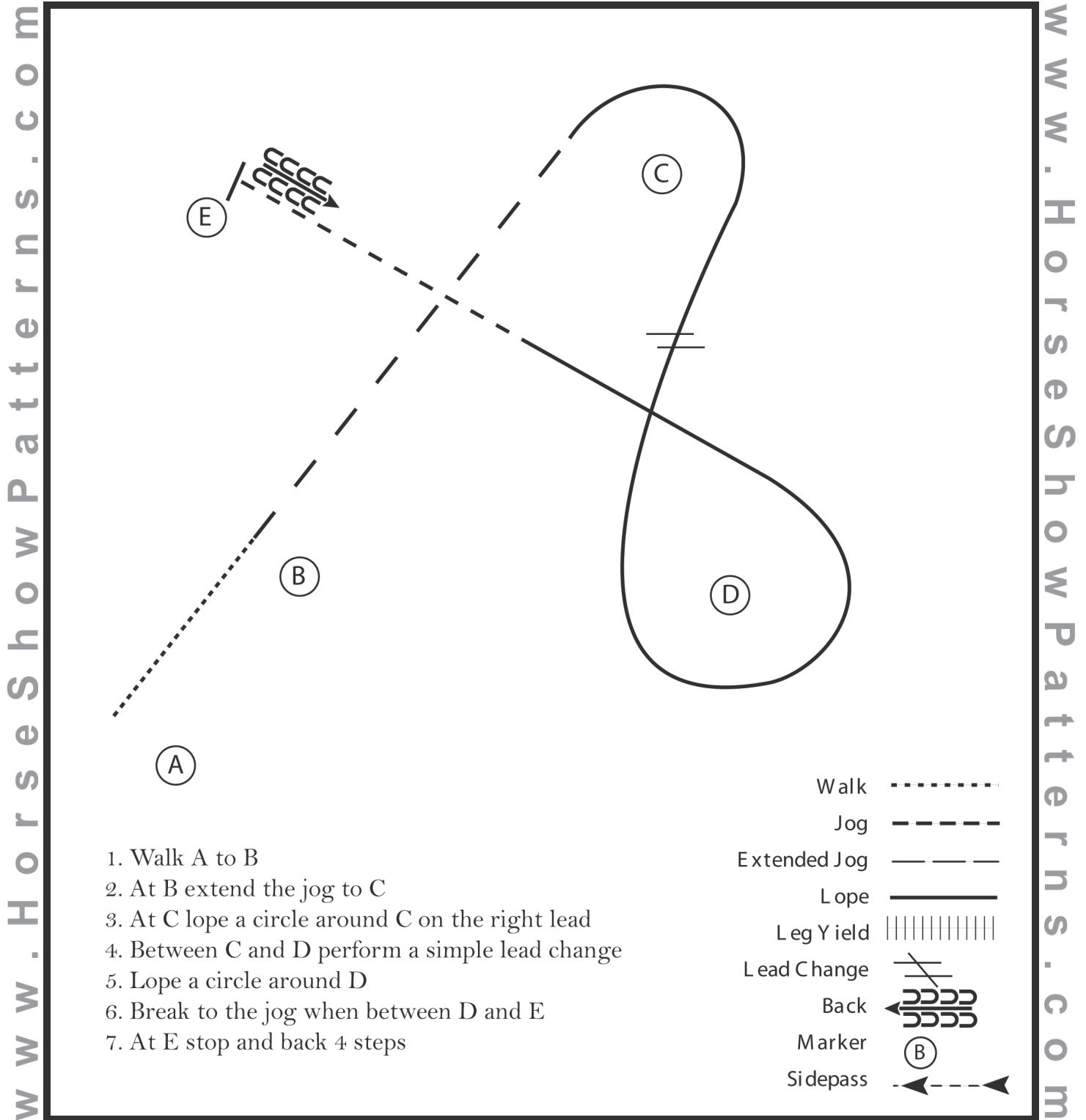
Walk	-----
Jog	- - - - -
Extended Jog	- - - - -
Lope	_____
Leg Yield	
Lead Change	↗ ↘
Back	← ← ← ← ←
Marker	(B)
Sidepass	← ← ← ← ←

[WH/1-21]

Pattern Provided by:

Western Horsemanship (Western Horsemanship Championship)

Show Date:



[WH/2-11]

Pattern Provided by: