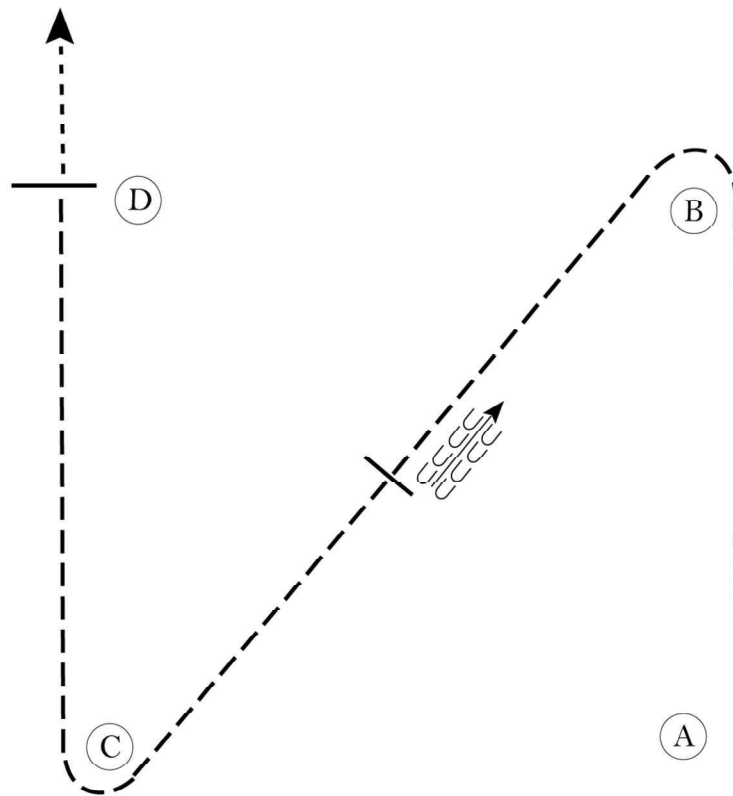


Walk Trot English Equitation

Classes 76-77 Only

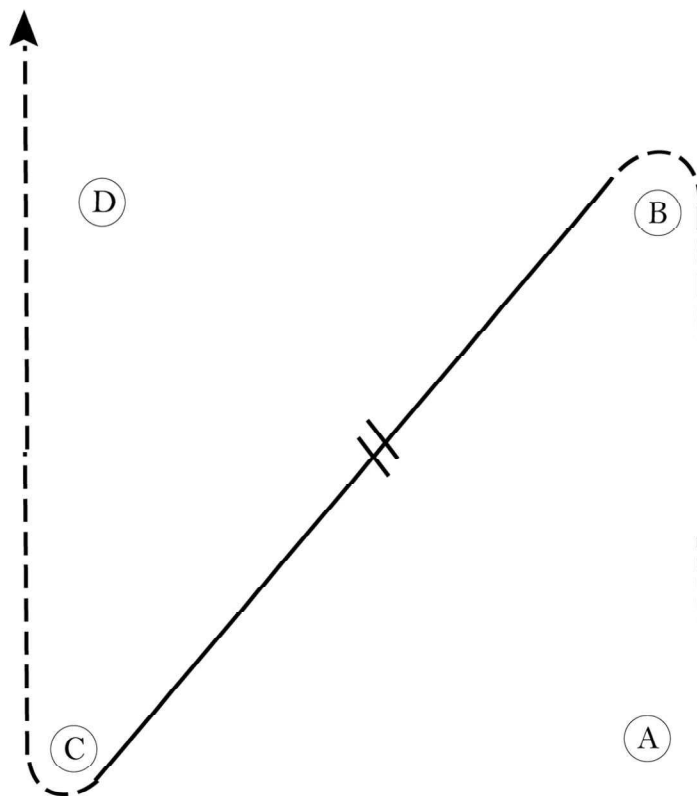


Be ready at A
Walk two horse lengths
Trot, right diagonal
At B, and continuing toward C, sitting trot
Half way to C, halt and back one horse length
Trot, left diagonal to C
At C, show two point position and continue to D
Take seated position and exit at a walk

Walk	-----
Trot	-----
Extended Trot	-----
Canter	-----
Lead Change	
Back	
Marker	
Hand Gallop	-----

WTL English Equitation

Classes 80-84 Only






Be ready at A.

1. Walk approximately two horse lengths from A.
2. Trot on the right diagonal to and around B.
3. At B, canter left lead to middle.
4. Simple lead change at middle.
5. Canter right lead to C.
6. Trot around C and to D on the left diagonal.

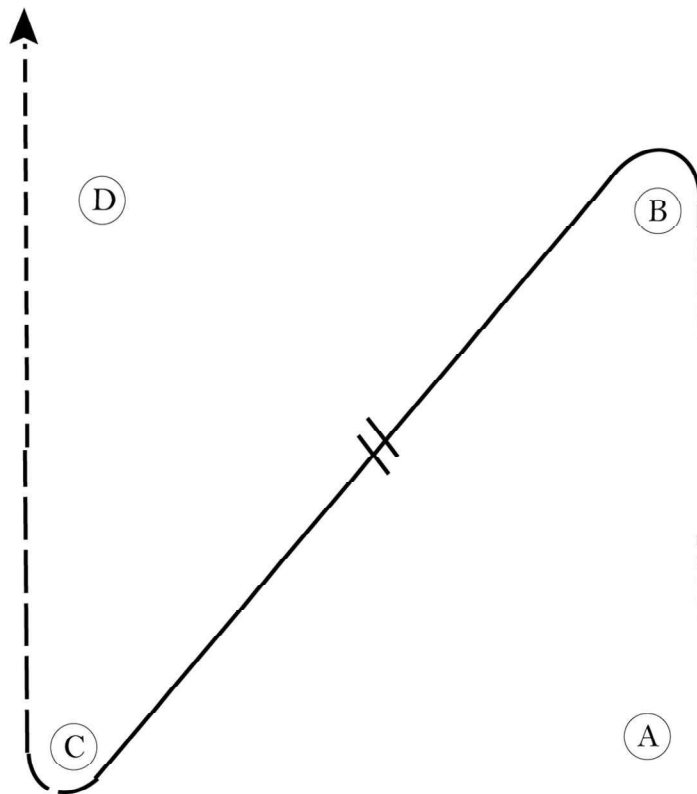
Pattern is complete once you pass D at the trot.

Follow the directions of your ring steward.

Walk	-----
Trot	- - - - -
Extended Trot	— — — —
Canter	— — — —
Lead Change	
Back	
Marker	
Hand Gallop	— — — —

English Equitation Championship

Class 85






Be ready at A.

1. Walk approximately two horse lengths from A.
2. Trot on the right diagonal to B.
3. At B, canter left lead around B to middle.
4. Simple lead change at middle.
5. Canter right lead to C.
6. Hand gallop around C and halfway to D.
7. Trot on the left diagonal to D.

Pattern is complete once you pass D at the trot.

Follow the directions of your ring steward.

Walk	-----
Trot	- - - - -
Extended Trot	— — — —
Canter	— — — —
Lead Change	
Back	
Marker	
Hand Gallop	— — — —